

WILDLIFE SANCTUARY OF NORTHWEST FLORIDA



1982 • CELEBRATING 34 YEARS • 2016

Volume 34 Issue 3

Receive • Rehabilitate • Release

Winter 2016



*“Wishing you and yours all the wonders
and amazement of this holiday season...”*

Wildlife Sanctuary's Wish List

Purina Puppy Chow
Bottled Water
Purina Cat Chow
Pine Straw
Kleenex
Meat Baby Food
Freezer Ziploc

Pecan & Walnuts
Sunflower Seeds (Black Oil)
Suet Cakes
Graham & Animal Crackers
Amdro
Trash Bags (13 & 45 Gal)
Paper Towels

Fresh Or Frozen Chicken
Peanut Butter
Venison Or Red Meat
Simple Green
Walmart, Lowes, Sams &
Home Depot Gift Cards

Upcoming Events 2017

Annual Baby Shower and Supply Drive,

Saturday, April 15, 2017, 12:00 to 3:30 p.m.

WILDfest 2017,

Saturday, October 7, 2017, 12:00 to 3:30 p.m.

Holiday Open House and Supply Drive,

Saturday, December 2, 2017, 12:00 to 3:30 p.m.



We Couldn't Do It Without You!!

Please help us thank these wonderful folks as well as our volunteers that keep us going... 34 years and counting!

Dr. Knight & Dr. Zettler - Westside Animal Clinic

Gulf Power Team – our neighbors at the warehouse

Duncan McCall - advertising & marketing

Escambia County Directors - Staff and Commissioners

Frances Webb & ECUA employees - recycling program

Stallion Road Recycling Club

Bob Peck and all those who share their fish catch with us

Maria's Seafood- always ready to help us out

The Harpers never ending supply drive

Debbie Barnard and Steve Andrews - for our new bird houses

Antonio Mesa - for the grand walkway by the pavilion

Pat Rhodes - for always being there to keep us straight

Robert Turpin - for the countless hours to bring us fish for the critters

Dewey Barker - for helping with our stamps

Elite Printing - for the color glossy paper for the newsletter

Larry, Bob and Sam - our "go to guys" that can fix anything!

Those foster Moms and Dads who work day and night to care for our babies

Our amazing team of special events volunteers that make our day

To the best Staff who go above and beyond all year!

We couldn't do it without you!!!



Staff

Dorothy Kaufmann	Karen Beach
Carol Loethen	Emily Holden
Emily Bosso	Leah Vickery
Rebecca Browning	Zack Fenton

Board of Directors

Bob Jordan	Larry Steimel
Debbie Barnard	Molly O'Connor
Mary Jones	Christine Burk
Chris Verlinde	John Kaufmann
Ellen Odom	Dana DeYoung
Sam Whatley	Diane Wahlquist

Veterinary Advisors

Dr. Tommy Knight	Dr. James Zettler
Dr. David Perrett	

Acknowledgements & Credits

Volunteer Coordinators

Darleen Willis	Patricia Rhodes
----------------	-----------------

Photography Credits

Larry Steimel	Emily Holden
Dorothy Kaufmann	David Loethen
FishFryMagazine Team	Rose O'Gara
Spence Harrison	

Printing Credit

Elite Printing & Marketing

Help us help our wildlife by dropping off your aluminum drink cans!




2015 recycled cans brought in \$1128.00
2016 recycled cans (DEC. 1) \$1290.00

TO TRANSPORT WILDLIFE:

- Place in a box, basin or trash can with a cover or lid
- Do not give food or water
- Keep in a quiet place
- Keep out of extreme heat or air conditioning

TRANSPORT AS SOON AS POSSIBLE... EVERY MINUTE COUNTS!



Listen To the Sounds of the Night

By Dorothy Kaufmann, Director

Whooo is That?? November starts out the breeding season for Great Horned Owls. If you're lucky enough to hear some hooting then listen just a bit closer. You should now be hearing a steady increase in the whoo-who-who-who's. They vocalize as a way to attract potential mates as well as to claim territories.

The Great Horned Owl is one of the most powerful and fearless of North America's birds. They are referred to as Flying Tigers of the bird world. Their presence is given away by the deep hooting calls and by the flocks of birds that gather to mob them during the day. These owls are dark to medium brown and cream with a white neck patch and feather tufts to the top of the head. Those feather tufts are one of the best field marks because you can see them even at great distances.

Owls mainly hunt at night. The Great Horned owls will look for small mammals ranging from mice to rabbits but will also feed on other birds. Nesting is commonly on platforms at least 15 feet high, but also in pines and oaks as available. They have 1 to 3 eggs and both parents incubate them for 26 to 30 days.



Now that you know more about our wonderful birds, listen for increased hooting now through February....the females have a little higher note when hooting....then watch for those fuzzy heads peaking back at you starting in March.

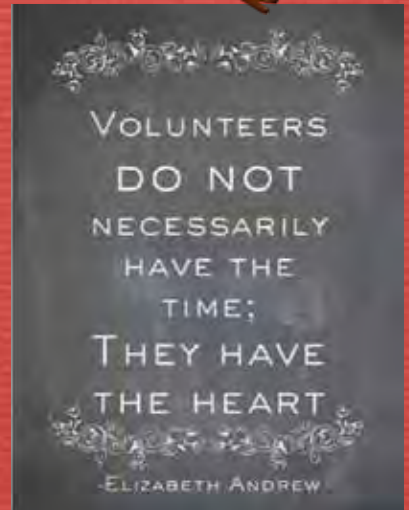
See, you can be out under the stars and be birding to check out "Whooo's There". Enjoy!



Congratulations and Special Thanks to Austin O'Gara, troop 451 for completing his Eagle Scout Project here at the Wildlife Sanctuary. Austin set up a work day to increase the water flow and improve the overall health of our pond while removing invasive plants. The flow of this pond is vital to the ponds ecosystem as well as the birds and turtles using it as a rehabilitation area.



What a great Eagle Scout project! Thank you so much!!



Dining for Donations- Arts Festival 2016

Big thanks to all of our friends that helped and donated to our weekend at the Arts Festival in November. It has been amazing to be a part of such a talented team of people. Chef Dan Dunn of H2O Hilton and Mark Robertson of the Pensacola Bay Brewery created the events to raise funds for the critters while coming together like a “big family dinner”. Everyone donates time, food and supplies as well as their cooking talents while supporting our wildlife sanctuary. Those who come for a bite to eat actually donate to the animal’s care.


Dan and Mark’s chef friends, foodie friends and family members have all been there to lend a hand. This November, they raised over \$4,000 in two days, bringing the grand total to \$14,460.00 in just over 3 years!!!

Wow, Great food, Great friends, Great Community to support our critters at the Wildlife Sanctuary. Our mission is to Give Wildlife a Second Chanceso... thank you all for giving them a tomorrow.



SUET RECIPE

- 2 cups lard or vegetable shortening
- 2 cups peanut butter (chunky)
- 2 cups flour
- 4 cups yellow corn meal
- 4 cups oatmeal



Stir lard or shortening and peanut butter together. Stir in flour, then corn meal and oatmeal. May need to mix with hands to blend together well. Can be stored in butter tubs or plastic bags. Can be frozen.

Variations:

- Can add a couple handfuls of raisins for Raisin Suet.
- Can add a cup of shelled, unsalted, chopped peanuts for Peanut Butter Suet.
- Can add a cup of sunflower meats for Sunflower Meat Suet.
- This mixture can be pressed into holes in a suet log or formed into squares that fit the wire suet baskets.
- A special treat for our wild friends.

Pinecone Feeders

- 2- Cups chunky peanut butter
- 2- Cups lard or shortening
- 2 -Cups - yellow cornmeal
- 2-Cups of flour
- ribbon or yarn



Mix all together . Stuff the mixture into the spaces of the pinecone. Roll the pinecone in mixture and hang from nearby trees with yarn or a ribbon! Additional add-ins can include sunflower hearts, raisins, chopped nuts and dried cranberries.

Feeding the critters in your yard will add hours of entertainment throughout the winter. Happy Holidays to you and yours !!



Fantastic Finches

by Karen Beach

First documented by bird enthusiasts in 1994, House Finch conjunctivitis (house finch disease) has become a nationwide problem. Conjunctivitis, which is caused by a bacterium (*Mycoplasma gallisepticum*), was previously known to infect only poultry. Due to it being incredibly contagious, it has spread rapidly through the House Finch population. We receive dozens of these tiny, beautiful birds each year for treatment of this debilitating disease. Although very rare, it has also been reported in Goldfinches, Purple Finches, and Grosbeaks.

Birds infected with this disease will appear to have red, swollen, runny, or crusty eyes. In extreme cases the eyes become swollen shut and the bird becomes blind. While some infected birds do recover on their own, many more die from starvation, exposure, or predation. The good news...



this is very easily treated in a controlled environment!

If you enjoy bird feeders in your yard, please pay close attention. You might observe an infected bird sitting quietly in your yard, clumsily scratching an eye against its foot or a branch. They are also more prone to flying into windows and objects due to limited eye sight. Severely affected birds are often quite easy to catch with a small butterfly net.

It is recommended that bird enthusiasts clean their bird feeders well at least once per year with a 10% bleach solution. This helps destroy any offending bacteria and thus the spread of this disease to other birds! Spray the bleach solution and let sit for several minutes, rinse well and let your feeder dry completely in the sun before refilling. Happy birding!

Admission to the wildlife sanctuary is free.

Our Sanctuary is funded by tax deductible contributions. All donations go to the care, feeding and housing of our wild patients including pelicans, herons, owls, hawks, fox, turtles, raccoons, bobcats, otters, opossums, squirrels, songbirds and much, much more.

Consider giving a gift today through Pay Pal, direct deposit, wishlist items or gift cards today to allow us to continue our mission. Giving Wildlife A Second Chance!



Standing: Zach, Cody, Leah, Carol
Kneeling: Karen, Rebecca, Emily, Dorothy
(not shown Emily B)



SMALL ACTS, WHEN
MULTIPLIED BY MILLIONS OF
PEOPLE, CAN TRANSFORM
THE WORLD.





*Happy Holiday's
from the
Wildlife Sanctuary Critters!*








*From Our House
 To Yours.....
 Here's to a
 Great 2017 !!*



WILDfest 2016

A picture-perfect day indeed! The sun was shining; birds were singing... a day made even more perfect by so many of our friends and supporters being with us. WILDfest is our largest fundraiser of the year and probably our most needed. It helps us fund the care of over 3000 birds and mammals we get during our busy summer months! Thank you so much to local artist, Heather Mitchell, for being our WILDfest artist this year! Her amazing drawing of our Bobcat graces the front of our sponsorship t-shirt. It is positively stunning and has been a huge fundraising success! Thank you to Rick and Molly O'Connor with the Roy Hyatt Environmental Center and Escambia County Sea Grant for educating our guests about the importance and just utter "coolness" of some of native reptile species. Thanks to our friends from Edible Arrangements for providing their amazing

pineapple pops... which are positively an addiction! And of course, our amazing volunteers, whose timeless dedication and invaluable help make events like this possible!



WILDfest 2016 Sponsors

Escambia County

DARLARGO

GSI Recycling, Inc.

D & D Welding

Celina and Elora

Navy Federal Credit Union

Rhonda Mathews

David Lively, Original Wildlife Fan

Key Auto Hospital

Bellview Site Contractors

Boggy Creek Timber

Gulfarium

Gulf Winds Credit Union

Westside Animal Hospital

Pensacola Bay Brewery

Fish Fry Magazine

Electrical Services Of Pensacola, Inc

Innerarity Hardware

Camryn Loves Critters

Duncan McCall Advertising

McRoberts Sales Co. Inc

Pensacola Historic Dream

Cottages

Synthology Healthcare Solutions

Heather Mitchell, Artist

Dolce & Gelato

Dolores Rysula

Three Sisters of Woodcliff

Odom & Barlow, P.A.

McGuire's Irish Pub

Flounder's

Cloud 9 Chocolates

Nina Fritz Studio



Wildlife Sanctuary Volunteers



' In the end we will conserve
only what we love.
We will love
only what we understand.
We will understand
only what we are taught.'
Baba Dioum

Edible Ornaments for a Bird Christmas Tree

There are many types of foods that can be hung on a Christmas tree to feed the birds. The most popular options include:

- Pine cone feeders or donut “wreaths” covered with peanut butter and birdseed
- Suet cakes in holiday shapes, or small mesh bags of suet
- Strings of fruits such as apple, pear or orange chunks, raisins or cranberries
- Dried sunflower heads
- Birdseed ornaments, either homemade or purchased
- Strings of in-shell peanuts
- Small birdseed cakes, cookies or muffins
- Whole apples, pears or peaches, such as windfall fruits
- Strings of popcorn or unsweetened cereal such as regular Cheerios

When choosing foods for a wildlife Christmas tree, keep in mind the feeding preferences of your backyard critters. Southern habitats may have more fruit-eating birds that stay the winter, making strings of fruit an appropriate choice, while nuts and suet are more suitable for colder areas.

To hang ornaments, use small lengths of string – red and green are popular for bird Christmas trees – or natural twine to make loops or bows for hanging each ornament. The birds may use the string to help insulate a roosting area, or they may collect it for nesting material in the spring. Avoid very thin threads or fishing line, which could become a tangle hazard for visiting birds.

Tips for Decorating a Tree to Feed the Birds

To make your decorated tree a popular Christmas bird feeder...

- Decorate early to give birds plenty of time to find the food before the weather is at its harshest. It can take a week or two for birds to become familiar with the tree and comfortable nibbling at its treats.
- Make extra ornaments and replace them as needed all winter long to provide an attractive and effective feeder for many birds. More treats give more birds places to feed and ensures a good food supply for all visiting birds to eat.

- Make your winter backyard even more bird-friendly by offering a low, slightly hidden bird bath by putting a tray or a flat catch pot from plants on the ground with water.
- Birdseed Ornament. Photo Credit: Melissa Mayntz
- Birdseed ornaments are a fun, easy project and make great outdoor decorations, perfect for decorating your tree for the birds or just hanging out in any season. Birds and mammals will happily munch on the ornaments, and they make ideal gifts for teachers, neighbors or coworkers. If you have birdseed and a few basic ingredients, these homemade edible feeders can easily be yours!

Seed Cakes

- 1- oz. Unflavored gelatin
- 1/3-cup water
- 3 ½- cups of birdseed
- Combine water and gelatin in non-stick saucepan over low heat until gelatin is completely dissolved. Stir to remove any clumps. Remove from heat and quickly add seed and stir EXTREMELY well so that all seeds are coated with the gelatin mixture. Pack into the molds of your choice. Metal cookie cutters work very well. Don't forget to punch a hole at the top of each for yarn or ribbon. Leave on flat surface to dry.



Naughty or Nice

Naughty or Nice

Naughty or Nice

Naughty or Nice



IN MEMORY AND HONOR

IN MEMORY

Tom Cheek

From Elizabeth Cheek Jones

Carolyn Ryan

From Priscilla & Lamar Liddle

Linda May

You are always in our thoughts and prayers

From Adrian & Deborah Winstead

Donald Long

From Mary Ann Long

To our sweet little furry animals

From Nina Fritz

Tommy Clyatt

A true friend of wildlife in Florida

From Hilda Klimach

Robert Nelson, DVM

From Liz Sublett

David Poston

"I will never forget you"

From Shirley Farage

Dorothy Gilmore

From Mary Jones

Judy Noble

From Sandy & John Dickson

Becky Barr

From Laura & Hugh Barr

Lottie Monks

Jane, Willard, & Bud Ewart

From Glen & Janice Monks

Shirley Davis

From Regina Smolensky

Karen Barnichi

From Joann & Joseph Barnichi

Jacqueline DeMaria

From Frank DeMaria

David Hines

From

Joy Soper

Susan Keough – he thought so much of the Wildlife Sanctuary

Mark & Anita Schmitt

Karen & Lenny Zimmerman

Bryan Hinds, CPA

Philip Romanik, Karen Carloni

Karyn & Chip Spiron

Vanessa Kuehner

Tom Cheek

From Elizabeth Cheek Jones

Charles E. Cunningham

From Rose Cunningham

Snowflake

From Jack & Dona Siler

Wayne T. Smith

From Ann Ardahl Smith

Cory Nichole Hedgecock

a true friend to animals

From Ann & John Brough

Chaille Ward

From David & Regina Cockran

Al Herringston

From Dorothy Nolte

Donald Kennedy

From Brad & Brynn Ensell

Carole Reeves

who loved all creatures

From

Judith Schooling

Kevin & Susan Reeves

Barbara Monti

From

Bill McNulty

Carrie Carpenter

Ellen Olin

Richard Aston

Nancy Carpenter, *sweet &*

wonderful sister. She loved the

beauty and gifts of nature

Cathy West, my lovely sister who

loved animals

Lewis Monti-she loved all of

God's little creatures

Judy Monti-for the turtles

Kay Bufkin

From Jan Lloyd

Camille Carunchio

From Donald Carunchio

Margaret Malone

she loved and enjoyed animals, especially birds

From Jerry Bedsole

Ralph Swick

From Pam & Shannon

Winchester

Aeline (mom)

From Dona Stenstrom

Diane Stetler, remembering her

with love on her 63rd birthday

From Jacqueline Downer

John Thomas

From Dottie King

"Arlo" Moore

From Paula Payne

Terry VanLuven

From Julie Faist

"Marland"

From Karin Wetzel

Bernard Stempel

From Catherine Stempel

Anthony "Tony" Monti

From Judy Monti

Happy 48th Anniversary

Janice Ewart

From Jane, Willard & Bud

Lottie Monks

From Glen & Janice Monks

Tom Cheek

From Elizabeth Cheek-Jones

Jeannie B. Price

Ms. Jean Price

Such wonderful times together

From

Dorothy & John Kaufmann

Paula Willis

From

Dorothy Kaufmann

Ellen Demmy

Miss You Everyday

From

Dorothy & John Kaufmann

IN HONOR

Charlotte Borrás-

Happy Birthday to me

Wonderful volunteers at

Wildlife Sanctuary

From Dawn John

Staff & great volunteers at

Wildlife Sanctuary

From Linda Hartmann

Chris Longabaugh Family

From Grandma Gigi

Paula Payne

From Betsy Moore

Ben Cash

From Wildlife Resources &

Education Network

Vick Carson

From Vicki Carson

Fran McMillian

Happy Birthday

From Trish McMillian

Cheryl Greene

From

Jan Lloyd

Ann Forster

Gregory Silver

Happy Birthday

From your loving son

"Boomer & Lady" Siler

From John Siler

DeLores Rysala

From Kelly A. Rysala

The Wildlife Sanctuary

In honor of all you do!

From Ralph & Judy Vaggi

The Volunteers

From Hilda Klimach

Our grandchildren-

Jack, James, & Charlotte

From Sally Lee

Patric Hamann

From JoAnn Buchanan

"Big MaMa" bunny rabbit

From Jonathan Thompson

Monica & Cia Durbin

Reading for Wildlife Fundraiser

Bequests

To those friends and supporters of the Wildlife Sanctuary of NW Florida who wish to help us by means of a provision in their will, the following general form of bequest is suggested.

"I give, devise and bequeath to the Wildlife Sanctuary of Northwest Florida, a Florida nonprofit, 501C(3) Corporation located at 105 North "S" Street, Pensacola, Florida 32505, the sum of \$_____ (or specifically described property....)

The Wildlife Sanctuary of Northwest Florida welcomes any inquiries about bequests, we will try to assist you in any way possible. (850)433-9453



Wildlife Sanctuary of NWFL
 105 North "S" Street
 Pensacola, FL 32505

NonProfit
 Organization
 U.S. Postage
PAID
 Permit No. 154
 Pensacola FL

We are a non-profit 501c3 organization that relies on and receives 100% of your donation.
 100% of each donation is tax deductible. CH1402

Name: _____
 Address: _____
 City: _____ State: _____
 Zip _____ Phone: _____

In Memory: _____ In Honor: _____
 Acknowledgement card and newsletter mailed to:
 Name: _____
 Address: _____
 City: _____ State: _____
 Zip _____ Phone: _____
 Special Notes: _____

Check desired level of non-voting annual membership entitling you to receive newsletters and special mailing. Our mailing list is never sold to others.

<input type="checkbox"/> Squirrel \$10	<input type="checkbox"/> Owl \$50	<input type="checkbox"/> Fox \$250	<input type="checkbox"/> Deer \$1000
<input type="checkbox"/> Pelican \$25	<input type="checkbox"/> Beaver \$100	<input type="checkbox"/> Alligator \$500	<input type="checkbox"/> Eagle \$1500

Please make checks payable to:
 Wildlife Sanctuary of Northwest Florida
 105 N "S" Street, Pensacola, FL 32507



For your convenience you can now use PayPal to set up automatic payments for your donations



Name on Card _____
 Card # _____ CCV# _____
 Exp. Date _____ Zip Code _____

Sanctuary Data

- Animal Drop-offs:** 8:00am - 5:00pm, 7 days a week
- Self Guided Tours:** Wed - Sat, Noon - 3:30pm
Free Admission
- Guided Tours:** Reservations Required
15 People Min. - \$3 per person
- Phone:** 850.433.WILD (9453)
- Fax:** 850.438.6168
- Email:** ws@wildlife.gccoxmail.com
- Website:** pensacolawildlife.com
- Facebook:** Wildlife Sanctuary of Northwest Florida, Inc.

A COPY OF THE OFFICIAL REGISTRATION AND FINANCIAL INFORMATION MAY BE OBTAINED FROM THE DIVISION OF CONSUMER SERVICES BY CALLING TOLL FREE (800-435-7353) WITHIN THE STATE. REGISTRATION DOES NOT IMPLY ENDORSEMENT, APPROVAL OR RECOMMENDATION BY THE STATE.

